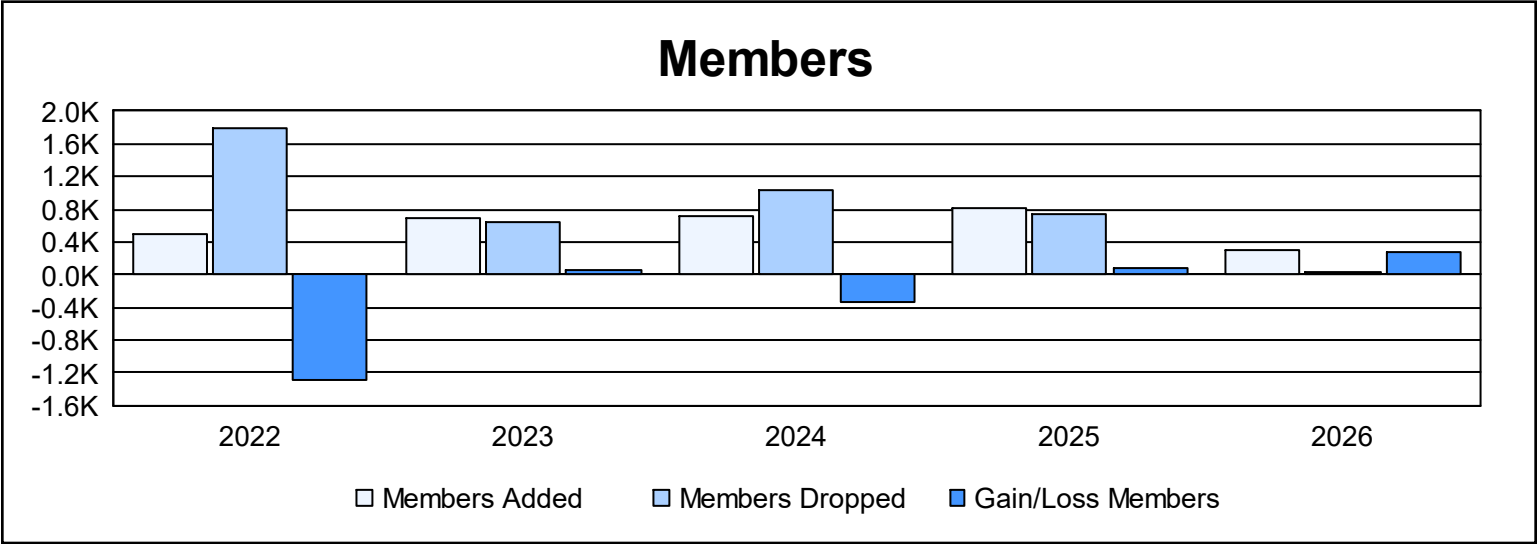
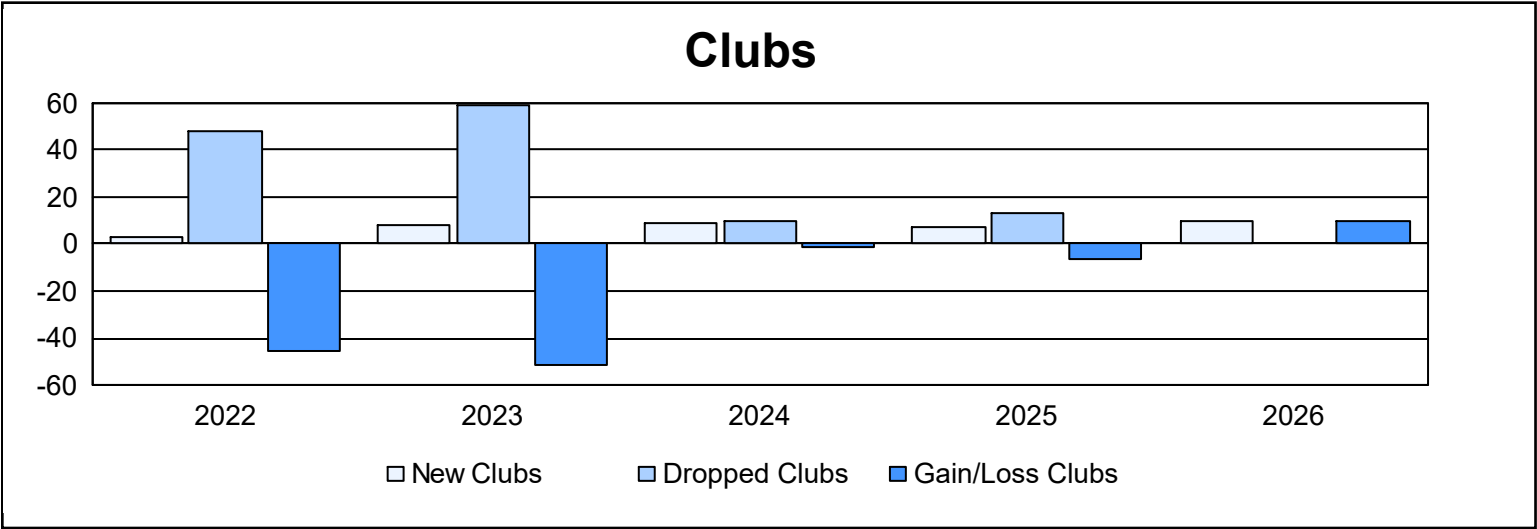
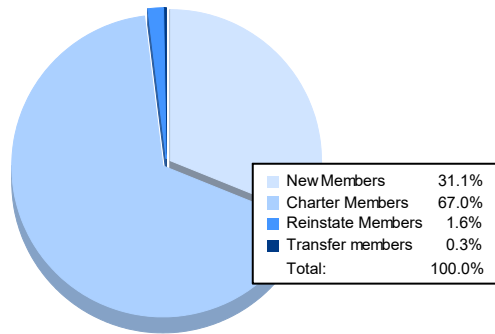


Year	New Clubs	Dropped Clubs	Gain/ Loss Clubs	New Members	Charter Members	Reinstate Members	Transfer Members	Total Member Added	Total Members Dropped	Gain/ Loss Members
2021-2022	3	48	-45	359	119	9	19	506	1,801	-1,295
2022-2023	8	59	-51	302	293	33	72	700	636	64
2023-2024	9	10	-1	447	200	29	34	710	1,040	-330
2024-2025	7	13	-6	545	223	18	39	825	753	72
2025-2026	10	0	10	96	207	5	1	309	37	272
Average	7	26	-19	350	208	19	33	610	853	-243



### Membership Composition September 2025 Cumulative



### Gender Composition September 2025 Cumulative

